



ROUNDERS

KNOWLEDGE ORGANISER

LKS2



Overview

-Rounders is a bat and ball game played between two teams. It is a striking and fielding game.

It involves batting, (hitting a ball with a bat) and running around a circuit of bases.






-Opponents use fielding to prevent the batter running around the circuit. This involves catching, tracking and stopping the ball, and throwing it to others.

-When fielding, it is important to work as a team, thinking about our position & the position of others.

-We should always follow the rules and correct techniques of striking and fielding to stay safe.



Physical

Skill	Definition	How do I do this?
Batting 	To strike the ball away from you with the surface of the bat.	-Stand slightly sideways from the person bowling/ throwing. Watch the ball carefully. Strike by moving your bat away from you. Use the centre of the bat to strike it. Look to strike the ball in space between fielders.
Fielding 	To stop a ball so that it is no longer moving. To return it to teammates to prevent runs.	-Move feet to get in line with the ball. Use two hands to stop it. Make sure that your palms are facing the ball, with wide fingers. To throw, start with throwing arm behind body. Put opposite foot to throwing arm forwards, weight on back foot. Point throwing arm in direction of target.
Bowling 	To send the ball through the air from your hand.	-The ball should be bowled underarm. Step forward with opposite foot to throwing arm to stay balanced. Use your non-throwing arm to point in the direction that you want the ball to go. Point fingers at the target as you release.
Catching 	To take hold of the ball in your hands before it bounces.	-Watch the ball carefully. Hands out as the ball approaches. Bend your knees as you prepare to catch it. Use wide fingers, eyes on the ball, soft hands to catch. Close your hands around the ball and pull it in to your body.
Running Between Bases 	To hit the ball with your hand or equipment.	-After striking, look carefully at where the ball has gone, and the fielders who are close to it. Run around the outside of the bases. Stay close to the cones, keeping them on the left-hand side. Stop at a cone if you can see that a fielder could stump you out at the next cone.

Social and Emotional

Cooperation

Cooperating is about working together and helping others. Strong teams need each individual to cooperate with teammates. Make sure your fielding is appropriately organised so there are few gaps.

Communication

We need to communicate to give and receive information from our teammates. We can do this through speaking, listening and body language. For example, communicate with batters when they should run.

Supporting and Encouraging
Encouraging and supporting others can help them to feel good and perform well. Try to help everyone stay positive.



Respect and Kindness
Respect is the act of giving attention and showing care to others. It is important to be respectful to teammates, opponents, referees and coaches. It is important to be inclusive of others, respecting people of all abilities and experience levels.

Honesty and Fair Play

Fair play is about learning the rules of the game and putting them into practice honestly. Winning only feels as good as it should when you know that you have won fairly. E.g. be honest if you are stumped out.



Managing Emotions

Whilst it is important try your hardest, you should remember that games and sports should be fun. Be considerate to others in victory and be respectful and gracious in defeat.



Key Vocabulary

Rounders

Fielding

Throwing

Stumping

Striking

Tracking

Bowler

Batter

Backstop

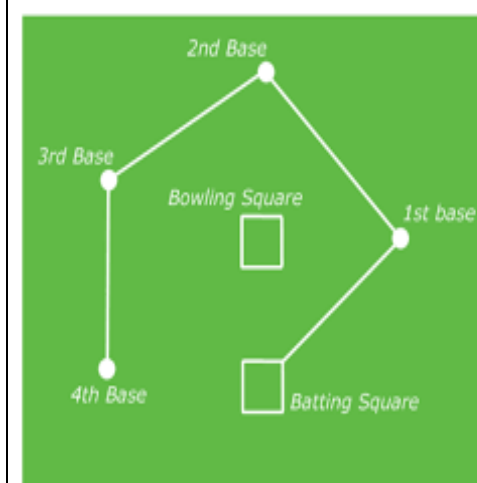
Collaboration

Honesty

Fair Play

Persevering

Thinking/ Strategic



Field and Positions

Bowlers bowl from the bowling square. Batters from the batting square. The backstop should be (a safe distance) behind the batter. Fielders should be positioned near bases and in spaces around the field.

-Success in rounders is about working successfully as a team. Batters cannot overtake each other on the circuit, and so all batters need to know when to run. Additionally, fielders should be organised to cover all bases and as many spaces as possible. Call so that other fielders know you are chasing a ball. This prevents collisions.

-When fielding, don't switch off! You never know when you are going to be needed to stop/catch/return the ball!

Health and Safety

Always try to follow the rules of the game.

Be aware of the people and space around you.

Store equipment safely when it is not in use.

Unused balls should be put in bags or trolleys.

Hard objects, like rounders bats and cricket balls, should be used very carefully, to avoid injury.

Make sure that you warm up properly.

Stretch your muscles before exercising.

Warm down when exercising.

Remove jewellery and wear suitable clothing/ equipment.